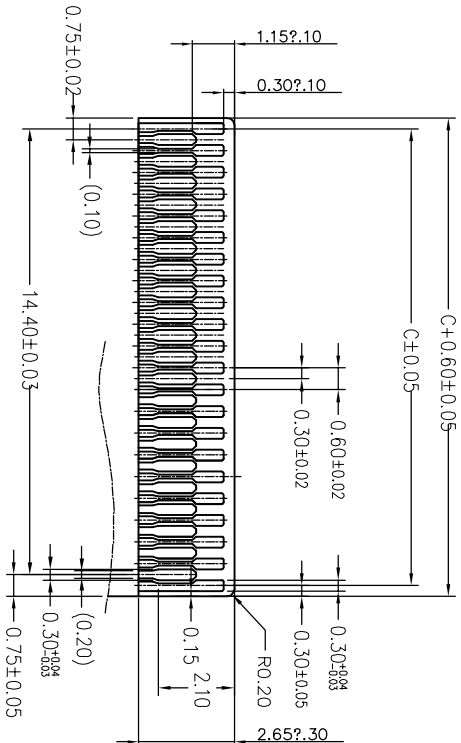
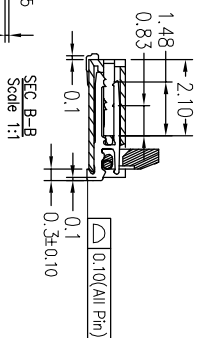
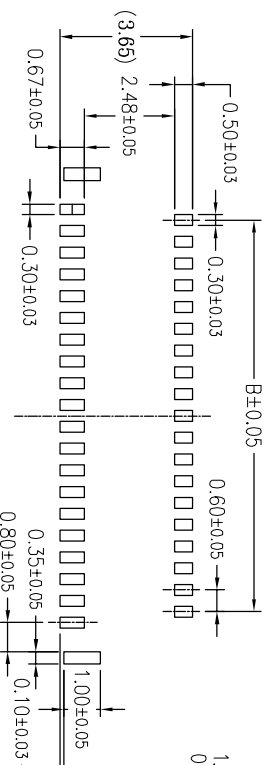
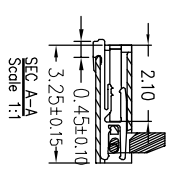

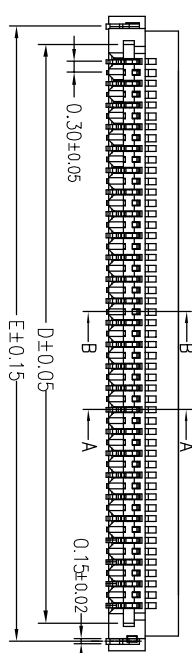
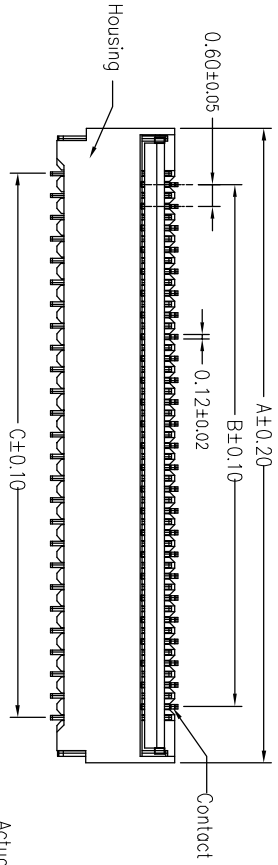
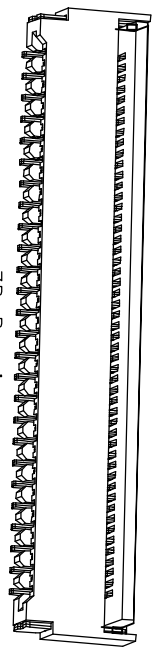


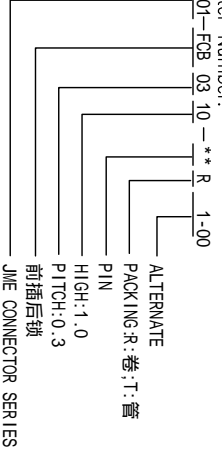
3D Drawing



Applicable FPC

Note:

1. Material
 - 1.1: Housing: LCP UL94-V0 Color:Black
 - 1.2: Actuator: LCP UL94-V0 Color:Black
 - 1.3: Contact: Phosphor Bronze
 - 1.4: LEG: Phosphor Bronze
2. Plating
 - 2.1: Contact: See Part Number.
 - 2.2: LEG: Matte Tin Plating Over Nickel.
3. Rating:
 - 3.1: Operating Voltage: 30V AC/DC.
 - 3.2: Current Rating: 0.2A AC/DC.
 - 3.3: Operating Temperature: -55C~+85C.
4. Part Number:
 - 5001-FCB 03 10 - ** R 1-00



FPC/FPC Insert Direction
Recommended P.C.B Layout

深圳市文章济美科技有限公司

TITLE: FPC 0.3Pitch 1.0H ZIF
產品名稱: R/A Connector

-TOLERANCES-
公差參考表

APPD: GAO
DWG NO: 5001-FCB0310-**-R1-00

UNLESS OTHERWISE SPECIFIED

CHECK: 校對: 繪圖: 日期: 20111209

X.X ±0.30 X.X' ±5' X.XX ±0.20 X.XX' ±2' X.XXX ±0.10 X.XXX' ±1'

SCALE 1:1 UNIT mm PAGE 1/1

本产品符合 RoHS SONY00259 其他
禁止使用本公司所禁用有毒物质

REV	DESCRIPTION	ECN NO	BY	DATE	APPD	CHECK	DATE
A	NEW DRAWING	20130826001	LIU	08/26/13	GAO	LIU	20111209
B	产品特修		LIU	02/27/13		LIU	

Dimension	
No. of Contacts	
A	B C D E
13	6.10 3.00 3.60 4.23 5.57
15	6.70 3.60 4.20 4.83 6.17
17	7.30 4.20 4.80 5.43 6.77
19	7.90 4.80 5.40 6.03 7.37
21	8.50 5.40 6.00 6.63 7.97
23	9.10 6.00 6.60 7.23 8.57
25	9.70 6.60 7.20 7.83 9.17
27	10.30 7.20 7.80 8.43 9.77
29	10.90 7.80 8.40 9.03 10.37
31	11.50 8.40 9.00 9.63 10.97
33	12.10 9.00 9.60 10.23 11.57
35	12.70 9.60 10.20 10.83 12.17
37	13.30 10.20 10.80 11.43 12.77
39	13.90 10.80 11.40 12.03 13.37
41	14.50 11.40 12.00 12.63 13.97
45	15.70 12.60 13.20 13.83 15.17
49	16.90 13.80 14.40 15.03 16.37
51	17.50 14.40 15.00 15.63 16.97
57	19.30 16.20 16.80 17.43 18.77
61	20.50 17.40 18.00 18.63 19.97
67	22.30 19.20 19.80 20.43 21.77
71	23.50 20.40 21.00 21.63 22.97
73	24.10 21.00 21.60 22.23 23.57