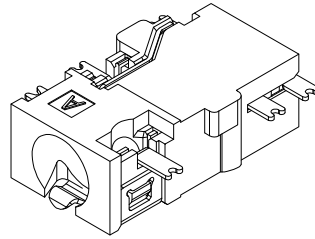
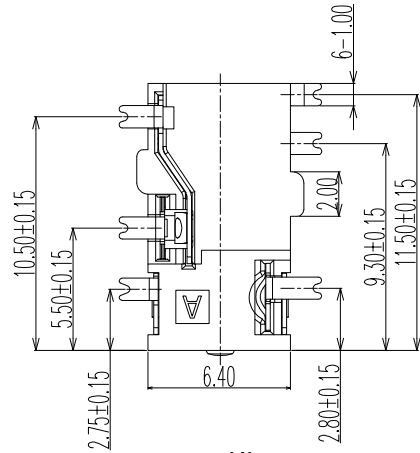


PROPRIETARY INFORMATION
COMPANY CONFIDENTIAL

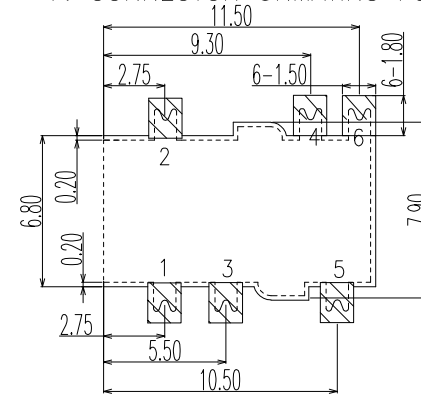
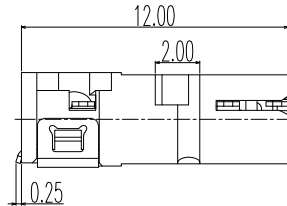
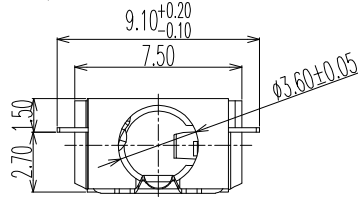
REV.	ECN. NO.	DESCRIPTION	ENG	DATE
A		INITIAL	Lucky	2018.03.23

NOTES:

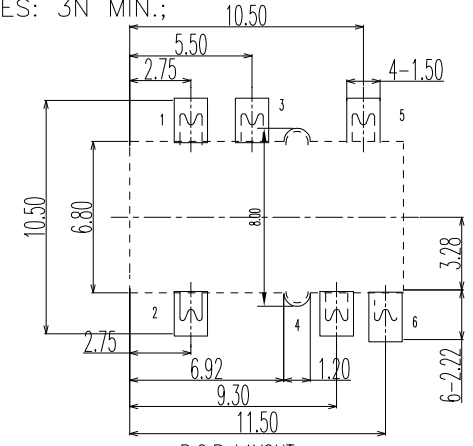
- CONTACT CURRENT RATING: 1A.
- CONTACT RESISTANCE: 50 mΩ MAX.;
- INSULATION RESISTANCE: 1000MΩ MIN.;
- DIELECTRIC WITHSTANDING: 500V AC MIN.;
- DURABILITY: 5,000 CYCLES MIN.;
- CONNECTOR MATING FORCES: 30N MAX.;
- CONNECTOR UNMATING FORCES: 3N MIN.;



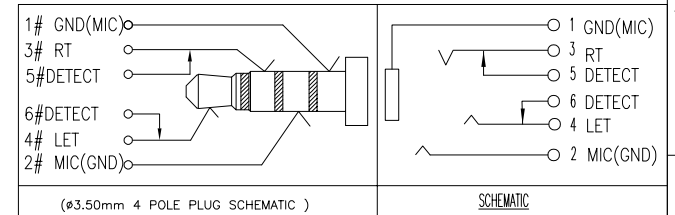
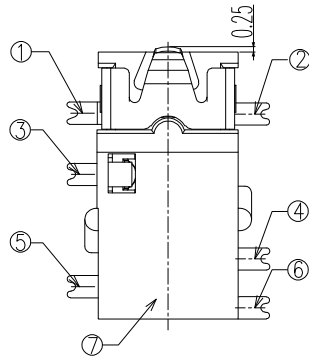
3D VIEW



P.C.B LAYOUT TOP VIEW 正?



P.C.B LAYOUT TOP VIEW 反?



ITEM	PART NAME	Q'TY	MATERIAL	REMARK
⑦	HOUSING	1	HIGH TEMP PLASTIC,COLOR BLACK.	T=0.2
⑥	CONTACT 6#	1	STAINLESS STEEL; NICKEL(40u"MIN.) UNDER PLATING OVERALL,GOLD FLASH PLATING ON SOLDER AREA	T=0.2
⑤	CONTACT 5#	1	STAINLESS STEEL; NICKEL(40u"MIN.) UNDER PLATING OVERALL,GOLD FLASH PLATING ON SOLDER AREA	T=0.2
④	CONTACT 4#	1	PHORPHOS BRONZE; NICKEL(40u"MIN.) UNDER PLATING OVERALL,GOLD FLASH PLATING ON SOLDER AREA ;GOLD FLASH PLATING ON CONTACT AREA	T=0.2
③	CONTACT 3#	1	STAINLESS STEEL; NICKEL(40u"MIN.) UNDER PLATING OVERALL,GOLD FLASH PLATING ON SOLDER AREA ;GOLD FLASH PLATING ON CONTACT AREA	T=0.2
②	CONTACT 2#	1	PHORPHOS BRONZE; NICKEL(40u"MIN.) UNDER PLATING OVERALL,GOLD FLASH PLATING ON SOLDER AREA ;GOLD FLASH PLATING ON CONTACT AREA	T=0.2
①	CONTACT 1#	1	STAINLESS STEEL; NICKEL(40u"MIN.) UNDER PLATING OVERALL,GOLD FLASH PLATING ON SOLDER AREA ;GOLD FLASH PLATING ON CONTACT AREA	T=0.2

MEASURE POINT:
QUADRANT POINT (QP)
TANGENCY POINT (TP)
INTERSECTION POINT (IP)

UNLESS OTHERWISE SPECIFIED, TOLERANCE:
X. ±0.30
X.x ±0.25
X.xx ±0.20
X.xxx ±0.10
ANGULAR ±3'

东莞市文章济美电子有限公司

DESIGN: Lucky	DATE 2018.03.23	TITLE:
CHECKED	DATE	Ø3.5 PHONE JACK CONNECTOR
APPROVED	DATE	
PART NO. PJ35A019-F06J1BR-A	REV.: A	SCALE: 1:1
DRAWING NO.	SIZE: A4	SHEET: 1/1

