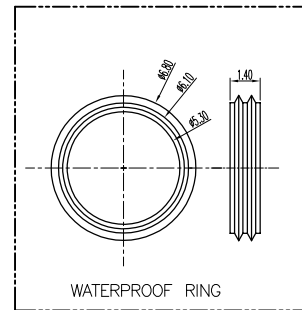
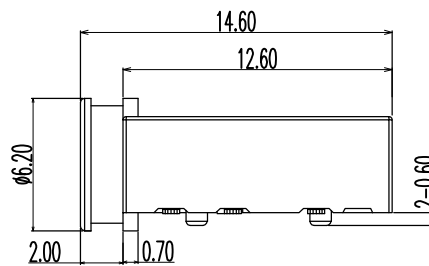
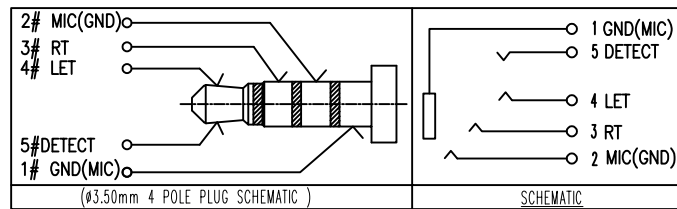


3D VIEW

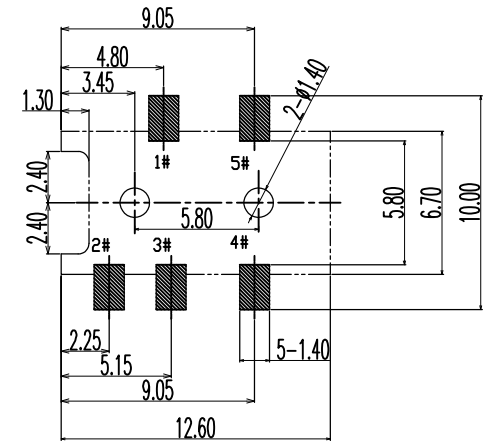


WATERPROOF RING

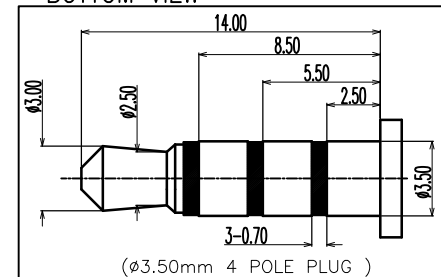


(Ø3.50mm 4 POLE PLUG SCHEMATIC)

SCHEMATIC



P.C.B LAYOUT
BOTTOM VIEW



(Ø3.50mm 4 POLE PLUG)

| REV. | ECN. NO. | DESCRIPTION | ENG | DATE |
|------|----------|-------------|-------|-----------|
| A | | INITIAL | Lucky | 06/17/20' |

- CONTACT CURRENT RATING: 1A.
- CONTACT RESISTANCE: 100 mΩ MAX.;
- INSULATION RESISTANCE: 100Ω MIN.;
- DIELECTRIC WITHSTANDING: 500V AC MIN.;
- DURABILITY: 5,000 CYCLES MIN.;
- CONNECTOR MATING FORCES: 30N MAX.;
- CONNECTOR UNMATING FORCES: 3N MIN.;
- TERPROOF LEVEL: IP67;

| ITEM | NAME | Q'TY | DESCRIPTION | NOTE |
|------|-----------------|------|---|----------|
| 7 | WATERPROOF RING | 1 | SILICA GEL | |
| 6 | HOUSING | 1 | HIGH TEMPERATURE PLASTIC MATERIALE; COLOR BLACK | |
| 5 | TERMINAL 5# | 1 | STAINLESS STEEL; NICKEL UNDER PLATING OVERALL,GOLD FLASH PLATING ON SOLDER AREA ;GOLD FLASH PLATING ON CONTACT AREA | T=0.20mm |
| 4 | TERMINAL 4# | 1 | STAINLESS STEEL; NICKEL UNDER PLATING OVERALL,GOLD FLASH PLATING ON SOLDER AREA ;GOLD FLASH PLATING ON CONTACT AREA | T=0.20mm |
| 3 | TERMINAL 3# | 1 | PHOSPHOR BRONZE; NICKEL UNDER PLATING OVERALL,GOLD FLASH PLATING ON SOLDER AREA ;GOLD FLASH PLATING ON CONTACT AREA | T=0.20mm |
| 2 | TERMINAL 2# | 1 | PHOSPHOR BRONZE; NICKEL UNDER PLATING OVERALL,GOLD FLASH PLATING ON SOLDER AREA ;GOLD FLASH PLATING ON CONTACT AREA | T=0.20mm |
| 1 | TERMINAL 1# | 1 | STAINLESS STEEL; NICKEL UNDER PLATING OVERALL,GOLD FLASH PLATING ON SOLDER AREA ;GOLD FLASH PLATING ON CONTACT AREA | T=0.20mm |

MEASURE POINT:
 QUADRANT POINT (QP)
 TANGENCY POINT (TP)
 INTERSECTION POINT (IP)

UNLESS OTHERWISE SPECIFIED, TOLERANCE:
 X. ±0.25
 X.x ±0.20
 X.xx ±0.15
 X.xxx ±0.10
 ANGULAR ±3'

东莞市文章济美电子有限公司

| | | |
|-----------------------------|------------------|--------------------------------------|
| DESIGN: Lucky | DATE: 2020.06.17 | TITLE: |
| CHECKED: | DATE: | Ø3.5 WATERPROOF PHONE JACK CONNECTOR |
| APPROVED: HILL LIU | DATE: 2021.08.05 | REV.: A |
| PART NO. PJ35A080-F05J1BR-B | SCALE: 1:1 | UNIT: mm |
| DRAWING NO. | SIZE: A4 | SHEET: 1/1 |